

## TECHNOLOGY/STEAM

### Kindergarten Virtual Lesson #1

Teacher: Mrs. Casale

A graphic for a 'Backyard Nature Walk' checklist. It features a dark blue background with a white central area for the list. The title 'Backyard Nature Walk' is in white, preceded by a red checkmark icon. The list contains 15 items, each with a white checkbox. The graphic is decorated with stylized line art flowers in pink, purple, and blue.

 **Backyard Nature Walk**

- ☐ Find a leaf that has just fallen off a tree
- ☐ Find a type of nut
- ☐ Find 20 blades of grass
- ☐ Find something that needs the sun to live
- ☐ Find a yellow flower
- ☐ Find a rock
- ☐ Find some trash you can throw away or recycle
- ☐ Find something that smells good
- ☐ Find something that is smaller than your pinky
- ☐ Find something yellow
- ☐ Find something that is three inches tall
- ☐ Find something living
- ☐ Find footprints

## TECHNOLOGY/STEAM

### Kindergarten Virtual Lesson #2

Teacher: Mrs. Casale

Read a book about science, technology, engineering, or art together with a home helper. Then, draw a picture about what you read. If you want, you can have someone at home take a picture of it and send it to me at [kelly.casale@sparksd.org](mailto:kelly.casale@sparksd.org). This part is not required.

# TECHNOLOGY/STEAM

## Kindergarten Virtual Lesson #3

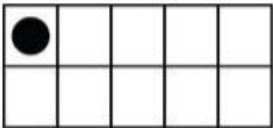

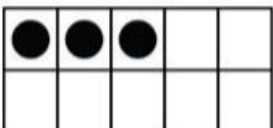
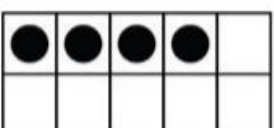
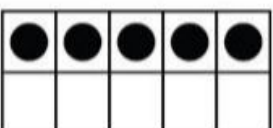
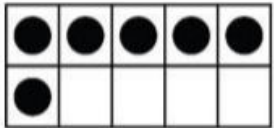
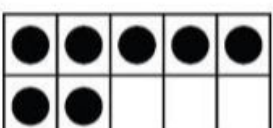
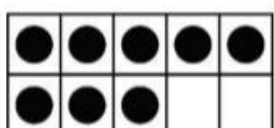


Teacher: Mrs. Casale

Directions: Using a crayon, fill in the correct number of marbles needed to complete each grid. Then, write the number of marbles on the blank space provided.



# Earth Day How Many More Make 10?



	$1 + \underline{\quad} = 10$		$2 + \underline{\quad} = 10$
	$3 + \underline{\quad} = 10$		$4 + \underline{\quad} = 10$
	$5 + \underline{\quad} = 10$		$6 + \underline{\quad} = 10$
	$7 + \underline{\quad} = 10$		$8 + \underline{\quad} = 10$
	$9 + \underline{\quad} = 10$		$10 + \underline{\quad} = 10$

If you want, you can have someone at home take a picture of this and send it to me at [kelly.casale@sparksd.org](mailto:kelly.casale@sparksd.org). This part is not required.

## TECHNOLOGY/STEAM

### **Kindergarten Virtual Lesson #4**

Teacher: Mrs. Casale

Please view the following video on our planet, Earth.

<https://www.youtube.com/watch?v=IDhapt7nw4A>

Then, make a poster on a regular sheet of paper all about the Earth.

Include a drawing of the Earth and 1 Fact.

Example: The Earth's atmosphere is mostly made of nitrogen and oxygen.

\*If you do not have access to the Internet, please have your child complete only the poster activity using a regular sheet of paper, a pencil, and crayons.

If you want, you can have someone at home take a picture of it and send it to me at [kelly.casale@sparksd.org](mailto:kelly.casale@sparksd.org). This part is not required.

## TECHNOLOGY/STEAM

### **Kindergarten Virtual Lesson #5**

Teacher: Mrs. Casale

If you have access to a computer, have your child practice typing his/her first and last name. For enrichment, have your child type his/her complete address and telephone number. If you do not have access to a computer, please have your child hand-write the above information on a sheet of paper.

If you want, you can have someone at home take a picture of it and send it to me at [kelly.casale@sparksd.org](mailto:kelly.casale@sparksd.org). This part is not required.