


Roll and Spell


Directions: Roll the die and follow the chart below on how to spell your word!




Write the word with your opposite hand.




Write the word with both eyes closed.




Write the word as fast as you can.



Write the word in your neatest handwriting.



Write the word upside down.



Write the word in rainbow colors.

speller's choice menu

Practice Test

Take a practice spelling test and have a family member check your work.

ABC Order

Write all of your spelling words in ABC order twice.



Pyramid Words

Spell each of your words, adding just one letter at a time so you make a pyramid

EX: c
ca
cap

Vowel Search

Write each word, circling all of the vowels



Computer

Type your spelling words two times each. Make them funky fonts!

Silly Script

Write your spelling words once in regular print, and then again in a silly script

Rainbow Words

Write your words two times each in different colors (You can use markers!)

Phonics Party

Write your spelling words two times each. Underline the phonics pattern.

Consonant Search

Write each word, circling all of the consonants



Add 'Em Up!

Write your spelling words. Total up the value of each spelling word.

Vowels = 5 points
Consonants = 2 points



Ask a Question

Use each of your spelling words to write a question. Make sure to use a question mark!

Silly Story

Write a silly story (a paragraph) using all of your spelling words. Underline your spelling words.